



KANOMAX

The Ultimate Measurements

ISO9001 ISO14001



JQA2790 JQA-EM1628

Anemomaster™ Model A004 Thermo-Anemometer



Features

- Broad measurement range;
 - Air velocity 20 to 3940 fpm (0.1 to 20 m/s)
 - Temperature 32 to 122°F (0 to 50°C)
- Detachable probe for zero downtime calibration or replacement
- Temperature compensation circuit for high accuracy
- Display readings in both metric and imperial units

Benefits

- Compact and extremely durable
- Low Price, Kanomax quality throughout
- Highly accurate, long-life Platinum sensor
- Single button multi-function switch for easy one-hand operation of power on/off, set time constant, read temperature, hold result

Applications

- HVAC Ventilation Testing and Balancing
- Laboratory Control
- Flow Hood Performance Testing
- IAQ Investigation
- Industrial Hygiene Quality Control

Small Package, Big Results

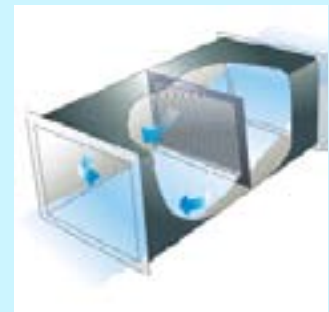
Applications



Check airflow rate of air conditioner




Measuring airflow rate inside duct



Testing airflow rate of ventilation

Probe Dimensions



Anemomaster™ Model A004 Thermo-Anemometer

Specifications

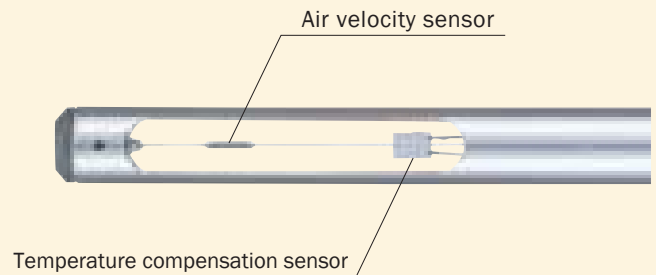
Model		A004
Air Velocity	Range	20 to 3940 fpm (0.10 to 20.0 m/s)
	Accuracy	± 3.0% of Reading or ± 3 fpm (± 0.015 m/s) whichever is greater
	Response Time	Less than 1 second at 196 fpm (1 m/s), 90% response
	Resolution	0.01 m/s (range: 0 to 9.99 m/s) 0.1 m/s (range 10.0 to 20.0 m/s)
Temperature	Range	-4 to 140°F (-20 to 60?)
	Accuracy	± 1°F (± 0.3?)
	Response Time	Less than 30 second at 196 fpm (1 m/s), 90% response
	Resolution	1°F or 0.1?
Operation Environment	Main Unit	41 to 104°F (5 to 40?)
	Probe	32 to 122°F (0 to 50?)
Storing Environment		14 to 122°F (-10 to 50?)
Dimensions	Main Unit	W 2.4 x D 1.2 x H 4.7 inches (60 x 30 x 120 mm)
	Probe	Probe: 7.9 inch (200 mm) in length / Diameter of Tip: 0.24 inch (6.0 mm) Probe cable: 59 inch (1500 mm) in length / Diameter: 0.13 inch (3.3 mm)
Weight (incl. batteries)		0.4 lb (0.18 kg)
Power Supply		4 x 1.5 V AA Batteries
Battery Life		4 hours continuous operation
Standard Accessories		Operation Manual, 4 x AA Batteries
Optional Accessories		Spare Probe, Extension Rod (Telescopic 6.5 to 35.8 inch / 166 to 909 mm)

* For safe and trouble free operations, please read Operation Manual carefully before using Kanomax instruments.



■ Theory of thermal (hotwire) type Anemomaster™

The air velocity sensor is heated and elevated temperature (relative to the surrounding air) by means of control electronics. The temperature compensation sensor sense the ambient, or surrounding, air temperature and force the velocity sensor to stay at a constant overheat above the ambient. The circuit forces the voltage to be equal by means of an operational amplifier. Air flowing past the sensor tends to cool the sensor, thus driving down its resistance. The amplifier responds by immediately delivering more power to the circuit to maintain voltage equilibrium. Delivered power is converted into electrical signal to display.



Distributed by:



ETA Associates

119 Foster Street, Bldg #6
Peabody, MA 01960
Tel: (978) 532-1330
Fax: (978) 532-7325
www.ETAassociates.com
eta@ETAassociates.com

